


Solar Modules

MONO PERC 10BB











L'LIOS 540 - 555 Wp

MONOFACIAL

- Latest Technology, 16BB, half cut modules providing higher output and high reliability.
- Better performance under low light & high temperature.
- Lower temperature coefficient.
- Ideal for : Commercial, Residential, Industrial and Institutional Projects.



PRODUCT CERTIFICATES

 IEC CB Scheme	 IEC 61215 Design Qualification	 IEC 61730-1 / 2 Safety Qualification	 IS 14286 BIS Qualification	 BETTER PERFORMANCE
 ISO 9000 Certified Mfg. Process	 ISO 14000 Environmental Mgt. System	 M10 - Cell	 Split type - JB	 BETTER PERFORMANCE

MADE IN INDIA

- 30 YEARS** Linear Performance warranty*
- 15 YEARS** Product warranty on materials and workmanship**

PRODUCT | KEY FEATURES



Anti-Reflective (AR) Coated
Glass for Enhanced Power



22% Plus Module Efficiency
with Bifacial Power Gain



Positive Power Tolerance with
Current Binning to Prevent
Mismatch Losses



Pre and Post EL Checking
With High Resolution Camera



IP68 Junction Box
Long Term Endurance



100% Hi-Pot Testing to
Ensure Safety



MBB Half-cut Cell Technology
provides Better Performance
under Partial Shading

PERFORMANCE UNDER STANDARD TEST CONDITIONS (STC) (irradiance of 1000 W/m², spectrum AM 1.5G and cell temperature of 25°C.)

Model Number	RS540WC	RS545WC	RS550WC	RS555WC
Nominal Maximum Power (Pmax)	540 W	545 W	550 W	555 W
Power Tolerance	0 to +4.99 W	0 to +4.99 W	0 to +4.99 W	0 to +4.99 W
Optimum Operating Voltage (Vmp)	41.86 V	42.01 V	42.14 V	42.28 V
Optimum Operating Current (Imp)	12.91 A	12.98 A	13.07 A	13.13 A
Open Circuit Voltage (Voc)	49.78 V	49.91 V	50.06 V	50.20 V
Short Circuit Current (Isc)	13.53 A	13.59 A	13.65 A	13.71 A
Module Efficiency	20.94 %	21.13 %	21.32 %	21.52 %
Fill Factor	80.24 %	80.39 %	80.54 %	80.69 %

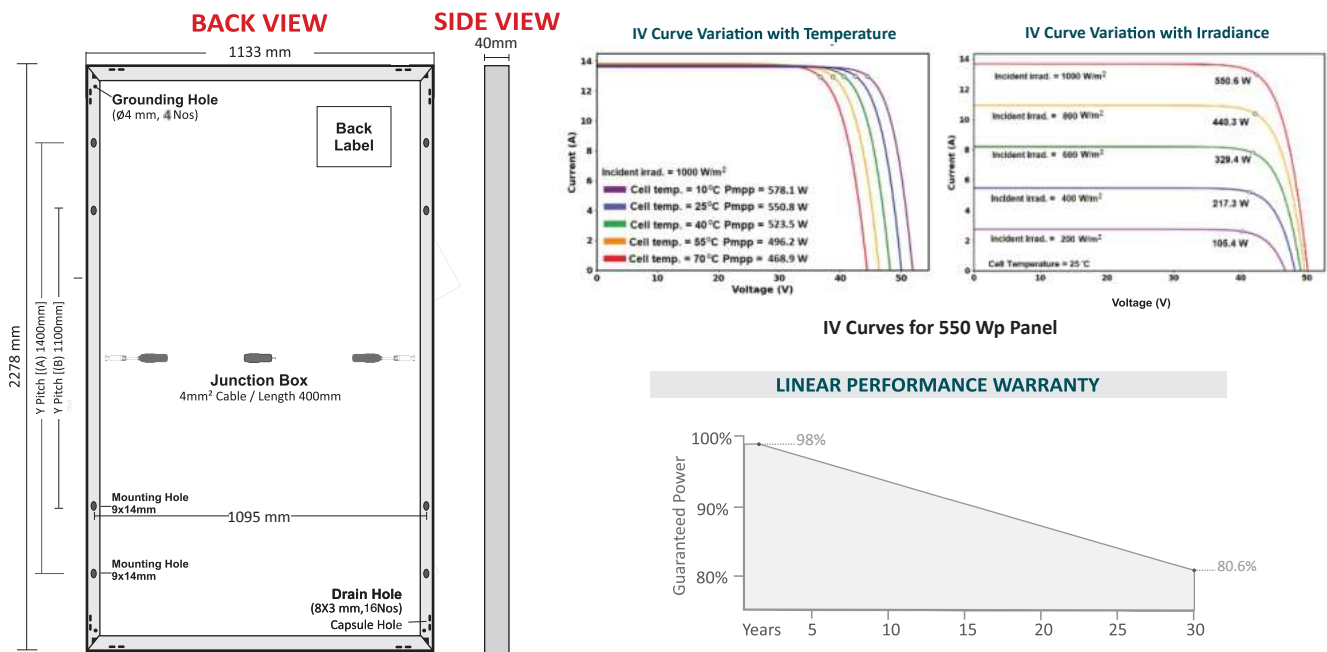
Note: Power Measurement uncertainty: < ±3%

PERFORMANCE UNDER NOCT (NOCT = 45.25°C irradiance of 800 W/m², ambient temperature of 20°C and Wind speed 1 m/s)

Maximum Power (Pmax)	400 W	403 W	407 W	411 W
Optimum Operating Voltage (Vmp)	38.54 V	38.68 V	38.80 V	38.93 V
Optimum Operating Current (Imp)	10.37 A	10.43 A	10.49 A	10.55 A
Open Circuit Voltage (Voc)	46.82 V	46.94 V	47.09 V	47.21 V
Short Circuit Current (Isc)	10.96 A	11.01 A	11.06 A	11.11 A

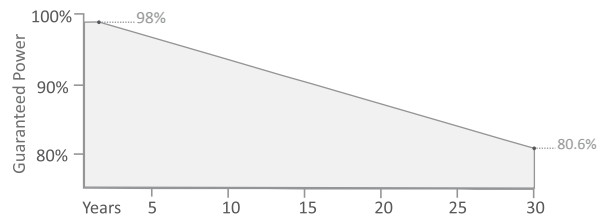
Mechanical Specifications

Dimensions (L x W x T in mm)	2278 x 1133 x 40
Weight(kg)	28.6
Cell type / No Of Cell	144 Half-cut Mono PERC Solar cells
Frame	Anodized Aluminum Alloy (6005, Temper T6, silver colour)
Front Cover	ARC coated Low Iron Tempered Glass (3.2 mm thick)
Encapsulate	Ethylene Vinly Acetate (EVA) Sheet - PID resistant and UV resistant
Back Cover	Corona treated PVDF Fluoro-polymer Backsheet (white colour)
Junction Box	Split Junction Box (3 nos. with individual Bypass Diode) – Weatherproof (IP68)
Bypass Diode	40 A, 45 V, 200 °C max. junction temperature
Cable	4 sq. mm, 400 mm length (Customised cable length available on request)
Connectors	MC4 compatible (MC4 original available on request)
Application Class Rating	Class A
Safety Class Rating	Class II
Mechanical Load Test (as per IEC & UL)	5400 Pa-Front; 2400 Pa-Back
Mounting Holes Pitch (Y)-mm	[A] 1400, [B] 1100
Mounting Holes Pitch (X)-mm	1095



*All dimensions are in mm with +/- 2mm tolerance.

LINEAR PERFORMANCE WARRANTY



*graphics shown herein above are reference purpose only. Please consult Rayzon Solar Technical Team for any further clarification.

MAXIMUM OPERATING CONDITIONS	TEMPERATURE COEFFICIENTS	STACKING STANDARD	19FT	32FT	40FT
Operating Temperature: -40°C to +85°C	Current α(Isc) : 0.0297%/°C	No. of Modules	192	384	528
Maximum System Voltage: 1500V	Voltage β(Voc) : -0.2470%/°C	No of Pallets	8	16	22
Maximum Series Fuse Rating: 25A	Power γ(Pmax) : -0.3303%/°C	Modules per Pallet / Weight	24 Nos/ 730 Kg	24 Nos/ 730 Kg	24 Nos/ 730 Kg
		Pallet dimensions	2320*1000*1275	2320*1000*1275	2320*1000*1275

Caution: Please read safety and installation instructions before using the product. ***Warranty:** Linear performance warranty for 30 years, with degradation up to 2% in 1st year and 0.6 %/year from year 2 to year 30. Please read Mahindra warranty documents thoroughly. **Disclaimer:** Specifications included in the datasheet are subject to change without prior notice owing to continuous innovation in the Product Development and R&D Activities. Mahindra Solarize reserves the right to make any adjustment to the information described here. Dataset contained in this specification do not form a representative of a single module data. **@T&C Apply.**